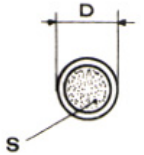


# " PARAFIL rope "

Isolating Military-type high-quality cables, their outer black-coloured sheath guarantees total protection to UV rays.

## ISOLATING CABLES OF SYNTHETIC MATERIAL.

- OUTER SHEATH : ALKATENE ( POLYTHENE )
  - INNER FIBRES : TERYLENE ( POLYESTER FIBRE )
- CEI UNEL RULES 79825 ( edition of May 1, 1986 )



300 m ( 985 ft ) coils ( shorter lengths can be supplied for some diameters )

MODEL	D Ø mm ( in )	S cm <sup>2</sup> ( in <sup>2</sup> )	Wgt. kg/m ( lbs/3.29ft )	Traction breaking load * kg ( lbs )	Tightness in the rain KV/m ( KV/3.29ft )
0.3	4 (5/32)			300 (662)	100
0.5	7 (9/32)	0.079 (0.012)	0.036 (0.079)	500 (1,103)	
1	8.5 (21/64)	0.159 (0.024)	0.054 (0.119)	1,000 (2,205)	
2	11 (7/16)	0.318 (0.049)	0.086 (0.189)	2,000 (4,410)	
3.5	13.5 (17/32)	0.555 (0.086)	0.142 (0.313)	3,500 (7,717)	
5	17 (43/64)	0.794 (0.123)	0.208 (0.458)	5,000 (11,024)	
7.5	20 (51/64)	1.190 (0.184)	0.283 (0.623)	7,500 (16,535)	
10	22 (7/8)	1.590 (0.246)	0.348 (0.767)	10,000 (22,046)	



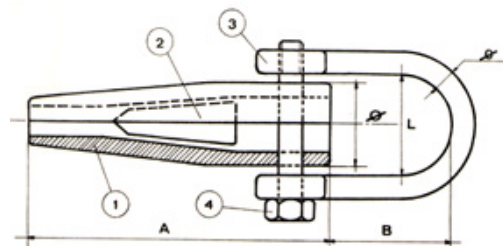
\* Terminal included ° Or saline fog N.B. = THE 4 Ømm 0.3-TON CABLE IS FIXED WITH KNOTS. BREAKING LOAD STRETCH : 8 %



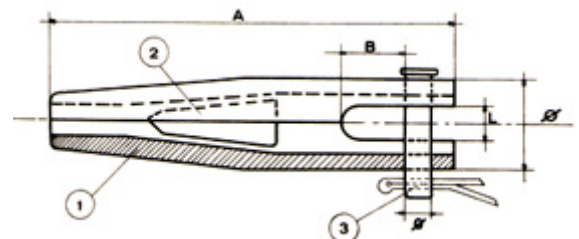
P-TYPE TERMINALS					
TYPE	STAINLESS STEEL				
TON.	A	B	L	Ø	Ø
0.5	57	35	22	14	6
1	70	35	22	16	6
2	85	48	24	22	8
3.5	115	50	34	28	10



F-TYPE TERMINALS					
TYPE	STAINLESS STEEL				
TON.	A	B	L	Ø	Ø
0.5	70	11	8	16	6
1	80	11	9	20	8
2	100	15	10	24	8
3.5	135	20	12	32	12
5	160	22	18	42	14
7.5	170	22	18	42	16
10	200	22	18	48	20



1 = CONE 2 = WEDGE 3 = SHACKLE 4 = T. PLUG



1 = CONE 2 = WEDGE 3 = PLUG